


# Product data sheet

Specifications



Harmony XB7, Monolithic key switch selector, plastic, black, Ø22, key n°455, 3 positions, stay put, 2 NO

XB7NG33



## Main

Range of product	Harmony XB7
Product or component type	Selector switch
Device short name	XB7
Mounting diameter	22 mm
Sale per indivisible quantity	10
Product weight	0.05 kg
IP degree of protection	IP20 (rear face) conforming to IEC 60529 IP65 (front face) conforming to IEC 60529
Shape of signaling unit head	Round
Type of operator	stay put
Operator position information	3 positions +/- 45°
Type of keylock	Ronis 455
Key withdrawal position	Center
Contacts type and composition	2 NO
Positive opening	Without

## Complementary

CAD overall width	29 mm
CAD overall height	29 mm
CAD overall depth	83 mm
Terminals description ISO n°1	(23-24)NO (13-14)NO
Device mounting	Fixing hole - diameter: 22.5 mm 22.3 +0.4/0 conforming to EN/IEC 60947-1
Fixing center	>= 30 x 40 mm (support panel) metal - thickness: 1...6 mm >= 30 x 40 mm (support panel) plastic - thickness: 2...6 mm
Fixing mode	Fixing nut: 2...2.4 N.m
Contact operation	Slow-break
Mechanical durability	300000 cycles
Connections - terminals	Screw clamp terminals, <= 2 x 1.5 mm <sup>2</sup> with cable end conforming to EN/IEC 60947-1 Screw clamp terminals, 1 x 0.34...2 x 2.5 mm <sup>2</sup> without cable end conforming to EN/IEC 60947-1
Tightening torque	0.8...1.2 N.m conforming to EN 60947-1

<b>Shape of screw head</b>	Cross compatible with JIS No 1 screwdriver Cross compatible with Philips no 1 screwdriver Cross compatible with pozidriv No 1 screwdriver Slotted compatible with flat Ø 4 mm screwdriver Slotted compatible with flat Ø 5.5 mm screwdriver
<b>Short-circuit protection</b>	4 A cartridge fuse type gG conforming to EN/IEC 60947-5-1
<b>[Ui] rated insulation voltage</b>	250 V (pollution degree 3) conforming to EN/IEC 60947-1
<b>[Uimp] rated impulse withstand voltage</b>	4 kV conforming to EN/IEC 60947-1
<b>[Ie] rated operational current</b>	0.1 A at 250 V, DC-13, R300 conforming to EN/IEC 60947-5-1 0.22 A at 125 V, DC-13, R300 conforming to EN/IEC 60947-5-1 0.3 A at 240 V, AC-14, D300 conforming to EN/IEC 60947-5-1 0.6 A at 120 V, AC-14, D300 conforming to EN/IEC 60947-5-1
<b>Electrical durability</b>	1000000 cycles, DC-13, 0.3 A at 24 V, operating rate <216000 cyc/mn, load factor: 0.5 conforming to EN/IEC 60947-5-1 appendix C 1000000 cycles, AC-15, 0.03 A at 230 V, operating rate <216000 cyc/mn, load factor: 0.5 conforming to EN/IEC 60947-5-1 appendix C 1000000 cycles, AC-15, 0.09 A at 240 V, operating rate <108000 cyc/mn, load factor: 0.5 conforming to EN/IEC 60947-5-1 appendix C
<b>Electrical reliability</b>	$\Lambda < 10\exp(-6)$ at 17 V and 5 mA conforming to IEC 60947-5-4
<b>Environment</b>	
<b>Protective treatment</b>	TH
<b>Ambient air temperature for storage</b>	-40...70 °C
<b>Ambient air temperature for operation</b>	-25...70 °C
<b>Electrical shock protection class</b>	Class II conforming to IEC 61140
<b>NEMA degree of protection</b>	NEMA 12 conforming to UL 50 E NEMA 3 conforming to UL 50 E
<b>Standards</b>	EN/IEC 60947-1 CSA C22.2 No 14 EN/IEC 60947-5-1 JIS C8201-5-1 UL 508 JIS C8201-1
<b>Vibration resistance</b>	5 gn (f= 2...500 Hz) conforming to IEC 60068-2-6
<b>Shock resistance</b>	50 gn (duration = 11 ms) for half sine wave acceleration conforming to IEC 60068-2-27 30 gn (duration = 18 ms) for half sine wave acceleration conforming to IEC 60068-2-27
<b>Packing Units</b>	
<b>Unit Type of Package 1</b>	PCE
<b>Number of Units in Package 1</b>	1
<b>Package 1 Weight</b>	55.0 g
<b>Package 1 Height</b>	6 cm
<b>Package 1 width</b>	3.3 cm
<b>Package 1 Length</b>	3.2 cm
<b>Offer Sustainability</b>	
<b>Sustainable offer status</b>	Green Premium product
<b>REACH Regulation</b>	<a href="#">REACH Declaration</a>
<b>EU RoHS Directive</b>	Pro-active compliance (Product out of EU RoHS legal scope) <a href="#">EU RoHS Declaration</a>
<b>Mercury free</b>	Yes
<b>RoHS exemption information</b>	<a href="#">Yes</a>

<b>China RoHS Regulation</b>	<a href="#">China RoHS declaration</a>
<b>Environmental Disclosure</b>	<a href="#">Product Environmental Profile</a>
<b>Circularity Profile</b>	<a href="#">End of Life Information</a>
<b>WEEE</b>	The product must be disposed on European Union markets following specific waste collection and never end up in rubbish bins
<b>California proposition 65</b>	WARNING: This product can expose you to chemicals including: Lead and lead compounds, which is known to the State of California to cause cancer and birth defects or other reproductive harm. For more information go to <a href="http://www.P65Warnings.ca.gov">www.P65Warnings.ca.gov</a>

### Contractual warranty

<b>Warranty</b>	18 months
-----------------	-----------



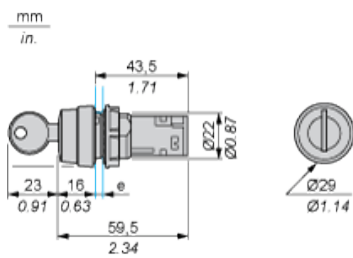
# Product data sheet

# XB7NG33


## Dimensions Drawings

### Key Switch

#### Dimensions



e Support panel thickness: 1 to 6 mm/0.4 to 0.24 in. (metal), 2 to 6 mm/0.8 to 0.24 in. (plastic).



BABA EDISON

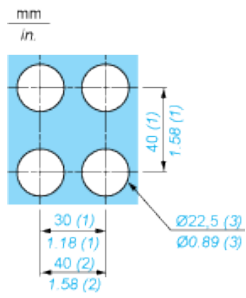
# Product data sheet

# XB7NG33

## Mounting and Clearance

### Mounting

#### Diameter of Finished Fixing Holes



- (1) Minimum value.  
 (2) 40 mm/1.58 in. for Emergency switching off pushbutton only.  
 (3) Standard value: Ø 22.3 (0; + 0.4) mm/Ø 0.88 (0; + 0.02) in.



BABA EDISON

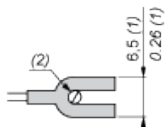
## Product data sheet

## XB7NG33

### Mounting and Clearance

#### “U” Type Tag Connection

mm  
in.



- (1) 6.5 mm/0.26 in. recommended, 7 mm/0.28 in. max.
- (2) M3 screw clamp terminal.



BABA EDISON

# Product data sheet

## Connections and Schema

# XB7NG33

### Wiring

---

