

Product data sheet

Specifications



soft starter for asynchronous motor,
Altistart 01, ATS01, 3A, 110 to
480V, 0.55 to 1.1kW

ATS01N103FT

Product availability: Stock - Normally stocked in distribution
facility

Price*: 120.00 USD

Main

Range Of Product	Altistart 01
Product Or Component Type	Soft starter
Product Destination	Asynchronous motors
Product Specific Application	Simple machine
Device Short Name	ATS01
Phase	1 phase
[Us] Rated Supply Voltage	110...480 V - 10...10 %
Motor Power Kw	0.37 kW, 3 phase 230 V 0.55 kW, 3 phase 230 V 1.1 kW, 3 phase 400 V 0.37 kW, 1 phase 230 V
Maximum Horse Power Rating	0.5 hp, 3 phase 230 V 0.5 hp, 3 phase 460 V 1.5 hp, 3 phase 460 V
Icl Starter Rating	3 A
Utilisation Category	AC-53B EN/IEC 60947-4-2
Current Consumption	15 A at nominal load
Type Of Start	Start with voltage ramp
Power Dissipation In W	19 W in transient state 4 W at full load and at end of starting

Complementary

Assembly Style	With heat sink
Function Available	Integrated bypass
Supply Voltage Limits	99...528 V
Supply Frequency	50...60 Hz - 5...5 %
Network Frequency	47.5...63 Hz
Output Voltage	<= power supply voltage
[Uc] Control Circuit Voltage	110 V AC +/- 10 % 30 mA 24 V AC/DC +/- 10 % 25 mA 240 V AC +/- 10 % 65 mA
Starting Time	1 s / 100 5 s / 20 Adjustable from 1 to 5 s
Starting Torque	30...80 % of starting torque of motor connected directly on the line supply

Price is "List Price" and may be subject to a trade discount – check with your local distributor or retailer for actual price.

Discrete Output Current	2 A DC-13 3 A AC-15
Tightening Torque	7.08 lbf.in (0.8 N.m)
Electrical Connection	Cage type connector - rigid 1 2.5 mm ² AWG 14 control circuit Cage type connector - rigid with cable end 1 2.5 mm ² AWG 14 power circuit Cage type connector - rigid without cable end 2 1 mm ² AWG 17 control circuit Cage type connector - rigid without cable end 2 1 mm ² AWG 17 power circuit Cage type connector - flexible with cable end 1 2.5 mm ² AWG 14 control circuit Cage type connector - flexible with cable end 1 2.5 mm ² AWG 14 power circuit Cage type connector - flexible without cable end 1 2.5 mm ² AWG 14 control circuit Cage type connector - flexible without cable end 1 2.5 mm ² AWG 14 power circuit Cage type connector - flexible with cable end 2 0.75 mm ² AWG 18 control circuit Cage type connector - flexible with cable end 2 0.75 mm ² AWG 18 power circuit Cage type connector - flexible without cable end 2 1 mm ² AWG 17 control circuit Cage type connector - flexible without cable end 2 1 mm ² AWG 17 power circuit
Marking	CE
Operating Position	Vertical +/- 10 degree
Height	3.94 in (100 mm)
Width	0.91 in (23 mm)
Depth	3.94 in (100 mm)
Net Weight	0.35 lb(US) (0.16 kg)
Compatibility Code	ATS01N1
Motor Power Range Ac-3	0...0.5 kW 200...240 V 1 phase 0...0.5 kW 200...240 V 3 phase 0.55...1 kW 200...240 V 3 phase 1.1...2 kW 380...440 V 3 phase
Motor Starter Type	Soft starter

Environment

Electromagnetic Compatibility	Conducted and radiated emissions level B CISPR 11 Conducted and radiated emissions level B IEC 60947-4-2 Damped oscillating waves level 3 IEC 61000-4-12 Electrostatic discharge level 3 IEC 61000-4-2 EMC immunity level 3 EN 50082-1 EMC immunity level B EN 50082-2 Harmonics level 3 IEC 1000-3-2 Harmonics level 3 IEC 1000-3-4 Immunity to conducted interference caused by radio-electrical fields level 3 IEC 61000-4-6 Immunity to electrical transients level 4 IEC 61000-4-4 Immunity to radiated radio-electrical interference level 3 IEC 61000-4-3 Micro-cuts and voltage fluctuation IEC 61000-4-11 Voltage/current impulse level 3 IEC 61000-4-5
Standards	EN/IEC 60947-4-2
Product Certifications	CSA GOST C-tick UL CCC
Ip Degree Of Protection	IP20
Pollution Degree	2 EN/IEC 60947-4-2
Vibration Resistance	1 gn 13...150 Hz)EN/IEC 60068-2-6 1.5 mm peak to peak 3...13 Hz)EN/IEC 60068-2-6
Shock Resistance	15 gn 11 ms EN/IEC 60068-2-27
Relative Humidity	5...95 % without condensation or dripping water EN/IEC 60068-2-3
Ambient Air Temperature For Operation	14...104 °F (-10...40 °C) without derating) 104...122 °F (40...50 °C) with current derating of 2 % per °C)

Ambient Air Temperature For Storage	-13...158 °F (-25...70 °C) EN/IEC 60947-4-2
Operating Altitude	<= 3280.84 ft (1000 m) without derating > 3280.84 ft (1000 m) with current derating of 2.2 % per additional 100 m

Ordering and shipping details

Category	US10I1122392
Discount Schedule	0I11
Gtin	3389110667134
Returnability	Yes
Country Of Origin	ID

Packing Units

Unit Type Of Package 1	PCE
Number Of Units In Package 1	1
Package 1 Height	0.98 in (2.5 cm)
Package 1 Width	4.06 in (10.3 cm)
Package 1 Length	4.13 in (10.5 cm)
Package 1 Weight	6.17 oz (175.0 g)
Unit Type Of Package 2	S02
Number Of Units In Package 2	36
Package 2 Height	5.91 in (15.0 cm)
Package 2 Width	11.81 in (30.0 cm)
Package 2 Length	15.75 in (40.0 cm)
Package 2 Weight	14.31 lb(US) (6.491 kg)

Contractual warranty

Warranty	18 months
-----------------	-----------

Sustainability

Green Premium™ label is Schneider Electric's commitment to delivering products with best-in-class environmental performance. Green Premium promises compliance with the latest regulations, transparency on environmental impacts, as well as circular and low-CO₂ products.

Guide to assessing product sustainability is a white paper that clarifies global eco-label standards and how to interpret environmental declarations.

[Learn more about Green Premium >](#)

[Guide to assess a product's sustainability >](#)

Well-being performance

✓ Reach Free Of Svhc

✓ Toxic Heavy Metal Free

✓ Mercury Free

✓ Rohs Exemption Information [Yes](#)

Reach Regulation [REACH Declaration](#)

Eu Rohs Directive Pro-active compliance (Product out of EU RoHS legal scope)
[EU RoHS Declaration](#)

China Rohs Regulation [China RoHS declaration](#)

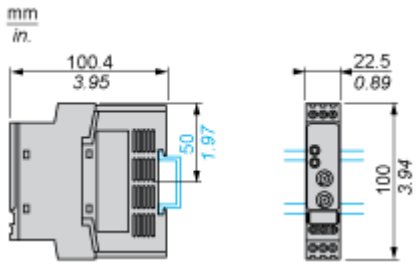
Weee The product must be disposed on European Union markets following specific waste collection and never end up in rubbish bins.

California Proposition 65 WARNING: This product can expose you to chemicals including: Lead and lead compounds, which is known to the State of California to cause cancer and birth defects or other reproductive harm. For more information go to www.P65Warnings.ca.gov

Dimensions Drawings

Dimensions

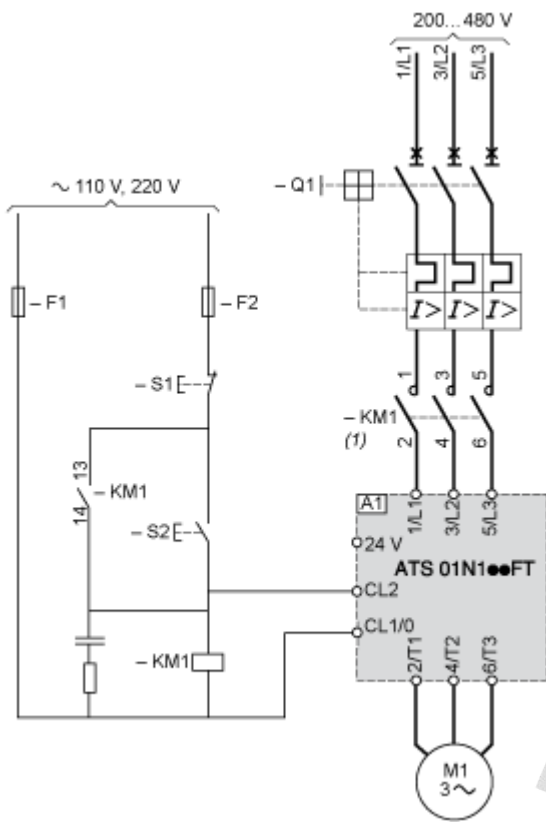
Mounting on Symmetrical (35 mm) Rail or Asymmetrical Rail with Adaptor RHZ 66



BABA EDISON

Connections and Schema

Example of 3-phase Power Supply Connection



(1) A line contactor must be used in the sequence.

A1 : Soft starter

Q1 : Motor circuit-breaker

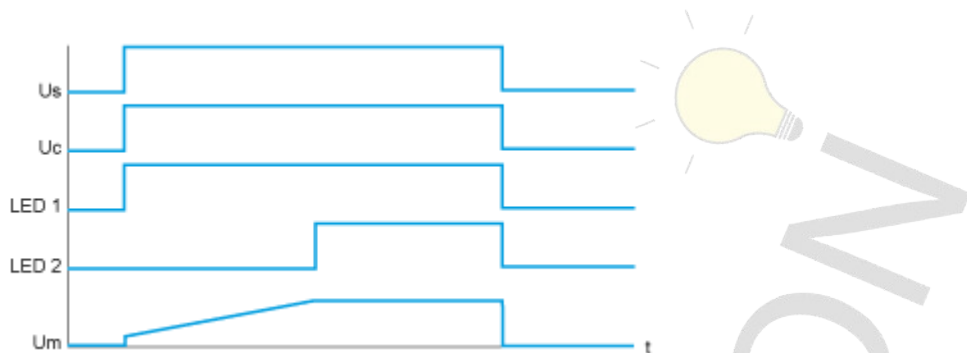
KM1 : Contactors

F1, F2 : Control protection fuses

S1, S2 : Pushbuttons

Technical Description

Function Diagram



Us : Power supply voltage

Uc : Control supply voltage

LED 1 : Green LED

LED 2 : Yellow LED

Um : Motor voltage